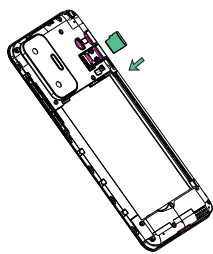


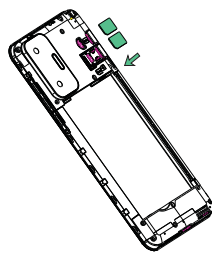
EN Remove battery cover

1



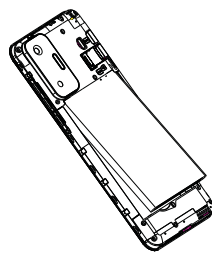
EN Insert Micro SD card

2



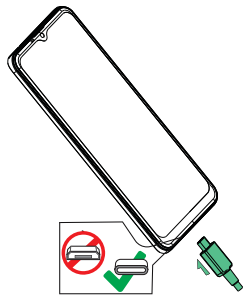
EN Insert SIM card(s)

3



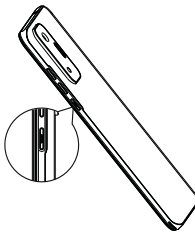
EN Insert battery

4



EN Insert Type-C cable to charge

5



EN Power on and run initial setup

6

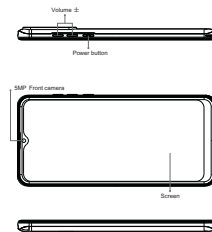


Chipset: MTK6739CH/1.5Ghz
 Memory: 3GB RAM+32GB ROM
 Display: 6.517 inch HD+
 Camera: 5MP Front, 8MP+VGA Rear
 Band: GSM 850/900/1800/1900
 WCDMA: B2/4/5
 LTE: B2/4/5/12/13/25/26/41 (HPU/E)/66/71
 Battery: 3800mAh

EN User Manual

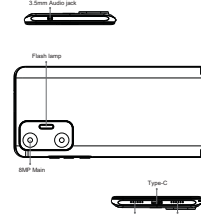
Google Chrome, Gmail, and Google Play are trademarks of Google LLC.

PRODUCTEX-VISION IMAGE



VOLUME BUTTON:
 Short press to adjust the volume or to mute/unmute calls.

PRODUCTEX-VISION IMAGE



MAKE & ANSWER A CALL

1. From the Home screen, touch
2. Touch
3. Dial a number. Touch

Answer a call. Touch

Decline a call. Drag to the left

Volume key at the left side of the phone. During a conversation, you can press the volume key to tune the sound volume.

SEND A TEXT

1. From the Home screen, touch
2. Touch
3. Touch the "To" field, then enter a recipient.
4. Touch the Type message field, then enter a message.
5. Touch

ADDING EMAIL ACCOUNTS

The first time you open Email, you will be prompted to set up an email account. After that, you can configure Email to send and receive email from additional accounts.

To add an email account:

- 1) Tap the email icon. In your account interface, tap Next. In a e-mail address option, enter your email address. To proceed option, enter your e-mail password. Tap Next.
- 2) Fill in the email address and password, tap next to setup email.
- 3) Tap next to enter your email.

Multimedia

You can watch videos files stored on the SD card through the video player in the All Apps screen, touch the Gallery icon to open the Media files. Select the video file you want to play, and touch play to play.

Music

When you copy music to your SD card, the Music player searches the card for music files and builds a catalog of musical, based on information about each file that is stored in the file.

Main screen

Main screen can be placed on the most commonly used applications, you can also display daily information such as the time, the weather and the battery applications, etc. etc.

Wi-Fi

To browse the web, you need switch on Data connection there is Wi-Fi around, you can switch on Wi-Fi to use a broadband web. Some may need password.

Camera

Your camera pictures and videos can be stored in memory or SD card so you may insert one to use the Camera. You can copy pictures and videos from the hardware or SD card to a PC.

Main screen

Notification icons inform you of messages and events. When you receive a notification, an icon appears in the status bar, along with a summary that appears only briefly.

Gallery

You use Gallery to view pictures that you've taken with Camera, downloaded, or copied onto your SD card or USB storage, you can also view pictures in a Photos web album. You can perform basic editing tasks on pictures and set them as your wallpaper or contact picture. You can also share your pictures with friends, e-mail or messaging, or by uploading them to the Photos and/or iCloud web sites.

FCC Warning

15.19 Labeling requirements.
 This device complies with part 15 of the FCC Rules. Operation is subject to the following two conditions: (1) This device may not cause harmful interference, and (2) this device must accept any interference received, including interference that may cause undesired operation.

15.21 Information to user:
 Any Changes or modifications not expressly approved by the party responsible for compliance could void the user's authority to operate the equipment.

15.30 Information to the user:
 Note: This equipment has been tested and found to comply with the limits for a Class B digital device, pursuant to part 15 of the FCC Rules. These limits are designed to provide reasonable protection against harmful interference in a residential installation. This equipment generates uses and can radiate radio frequency energy and, if not installed and used in accordance with the instructions, may cause harmful interference to radio communications. However, there is no guarantee that interference will not occur in a particular installation. If the equipment does cause harmful interference to radio or television reception, which can be determined by turning the equipment off and on, the user is encouraged to try to correct the interference by one or more of the following measures:

- Reorient or relocate the receiving antenna.
- Increase the separation between the equipment and receiver.
- Connect the equipment into an outlet on a circuit different from that to which the receiver is connected.
- Consult the dealer or an experienced radio/TV technician for help.

Absorption Rate (SAR) Information:
 This device meets the government's requirements for exposure to radio waves. The guidelines are based on studies that were developed by independent scientific organizations through periodic and thorough evaluation of scientific studies. All persons regardless of age or health.

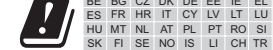
FCC RF Exposure Information and Statement
 The SAR limit of USA (FCC) is 1.6 W/kg averaged over one gram of tissue. This device was tested for all body wear operation with the back of the device held 50mm from the body. To maintain compliance with FCC RF exposure requirements, use accessories that maintain an appropriate separation distance between the user's body and the back of the device. The use of belt clips, holsters and similar accessories should not contain metallic components in the assembly. The use of accessories that do not satisfy these requirements may not comply with FCC RF exposure requirements, and should be avoided. Use only the supplied or an approved antenna.

Safety Statement

Pour un fonctionnement sûr sur le corps, ce modèle de téléphone a été testé et répond aux directives d'exposition RF FCC/ISED. L'appareil est utilisé avec un accessoire conçu pour ce produit ou lorsqu'il est utilisé avec un accessoire qui ne contient pas de métal et qui maintient la distance d'au moins 10 mm du corps. Le non-respect des restrictions ci-dessus peut entraîner une violation des directives d'exposition aux RF.

For body-worn operation, this device has been tested and meets the FCC/ISED RF exposure guidelines when used with a leather case. The users must use the leather case. Use of other leather cases may not ensure compliance with FCC/ISED RF exposure guidelines.

Pour un fonctionnement sûr sur le corps, cet appareil a été testé et répond aux directives d'exposition RF FCC/ISED lorsqu'il est utilisé avec un étui en cuir. Les utilisateurs doivent utiliser cet étui en cuir. L'utilisation d'un autre étui en cuir peut ne pas garantir la conformité aux directives d'exposition aux RF de la FCC/ISED.



In all EU member states, operation of 5150-5250 MHz is restricted to indoor use only.

Made in China

